



Dear General Practitioner

As you know, AdelaideMRI offers Bulk Billed Medicare-eligible MRI with no gap payment\* for GP referred:

- Brain
- Cervical Spine
- Knee

For patients under 16, additional Medicare-eligible indications apply for GP referred, Bulk Billed, Medicare-eligible MRI with no gap payment\*

- Brain
- Cervical Spine
- Thoracic spine
- Lumbar spine
- Sinuses
- Elbow
- Wrist
- Hip
- Knee

• \*Medicare restrictions apply – see over for details of Medicare-eligible studies.

• **For our referrers, Non-Medicare eligible MRI is now also available for selected regions and the thoraco-lumbar spine, at AdelaideMRI and AdelaideMRI East. A Fee of \$250 applies.**

• **Fixed Fee (\$250) MRI is available for:**

- Right or Left
- Hip
- Ankle
- Foot
- Femur
- Tibia
- Wrist
- Elbow

• **BOOKINGS: Fax (08) 8342 9250**

• **Or Call: AdelaideMRI East      Payneham: 8342 9249**

• **AdelaideMRI      Woodville: 8244 2850**

- GP REFERRED MRI - INDICATIONS FOR BULK BILLING – Circle the relevant indications

- |  |  |
|--|--|
| <ul style="list-style-type: none"> <li>● HEAD (Adult)           <ul style="list-style-type: none"> <li>✓ Unexplained seizure(s)</li> <li>✓ Unexplained chronic headaches with suspected intracranial pathology</li> </ul> </li> <li>● CERVICAL SPINE (Adult)           <ul style="list-style-type: none"> <li>✓ Cervical spine trauma</li> <li>✓ Cervical radiculopathy</li> </ul> </li> <li>● KNEE (Adult)           <ul style="list-style-type: none"> <li>✓ Inability to extend the knee suggesting the possibility of acute meniscal tear</li> <li>✓ Clinical findings suggesting acute anterior cruciate ligament tear</li> </ul> </li> <li>● KNEE (Under 16 only)           <ul style="list-style-type: none"> <li>✓ Following radiographic examination for               <ul style="list-style-type: none"> <li>● internal joint derangement</li> </ul> </li> </ul> </li> </ul> | <ul style="list-style-type: none"> <li>● HEAD (Under 16 only)           <ul style="list-style-type: none"> <li>✓ Unexplained seizure(s)</li> <li>✓ Unexplained chronic headaches</li> <li>✓ Paranasal sinus pathology not responding to conservative therapy</li> </ul> </li> <li>● CERVICAL/THORACIC/LUMBAR SPINE (Under 16 only)           <ul style="list-style-type: none"> <li>✓ Significant trauma</li> <li>✓ Unexplained neck or back pain with associated neurological signs</li> <li>✓ Unexplained back pain where significant pathology is suspected</li> </ul> </li> <li>● ELBOW/WRIST (Under 16 only)           <ul style="list-style-type: none"> <li>✓ Scan of elbow following radiographic examination where a significant fracture or avulsion injury is suspected that will change management</li> <li>✓ Scan of wrist following radiographic examination where a scaphoid fracture is suspected</li> </ul> </li> <li>● HIP (Under 16 only)           <ul style="list-style-type: none"> <li>✓ Suspected septic arthritis; Slipped capital femoral epiphysis</li> <li>✓ Suspected Perthes' disease</li> </ul> </li> </ul> |
|--|--|

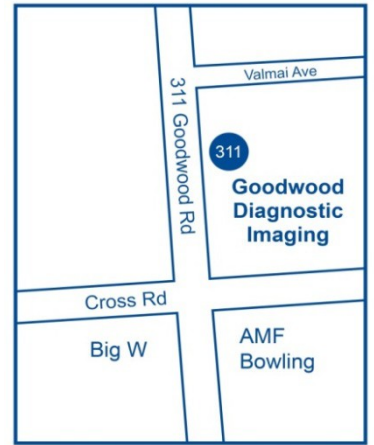
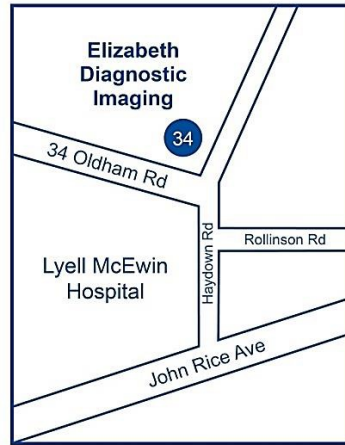
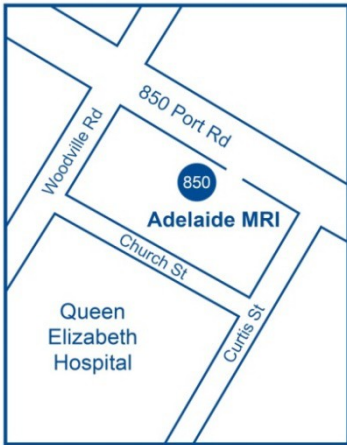
● APPOINTMENT TIME AND DATE:

- PATIENT PREPARATION: *(Continue all medication as per your doctor's instructions)*
- MRI Preparation: *Preparation and Safety Check must be confirmed by our staff at time of booking your appointment.*

● IMAGING EQUIPMENT

- |   |   |
|---|---|
| <ul style="list-style-type: none"> <li>● MR</li> <li>● I</li> <li>● CT</li> </ul> | <ul style="list-style-type: none"> <li>● Philips 1.5T for optimal diagnosis and ComforTone feature to improve noise and patient comfort.</li> <li>● Toshiba 160 slice CT for faster exams with lower radiation dose.</li> </ul> |
|---|---|

● OUR LOCATIONS



- **Adelaide MRI**

- 850 Port Road
- WOODVILLESOUTH 5011
- Phone: (08) 8244 2850
- Fax: (08) 8244 4858

- **Adelaide East MRI**

- 298 Payneham Road
- PAYNEHAM 5070
- Phone: (08) 8342 9249
- Fax: (08) 8342 9250

- **Elizabeth Diagnostic Imaging**

- 34-36 Oldham Road
- ELIZABETH VALE 5112
- Phone: (08) 8255 4868
- Fax: (08) 8255 4867

- **Goodwood Diagnostic Imaging**

- 6/311 Goodwood Road KINGS PARK 5034
- Phone: (08) 8440 7711
- Fax: (08) 8440 7712